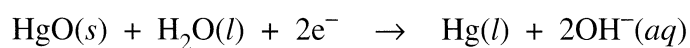
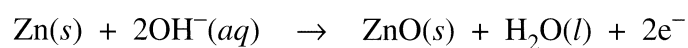
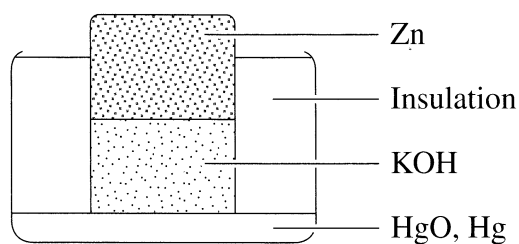


Question 27 (2 marks)

The diagram shows a particular cell with relevant half equations.

2



Identify the anode, cathode and electrolyte for this cell.

Anode - Zn
 Cathode - HgO, Hg
 Electrolyte - ~~HgO, Hg~~ KOH