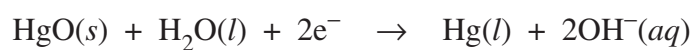

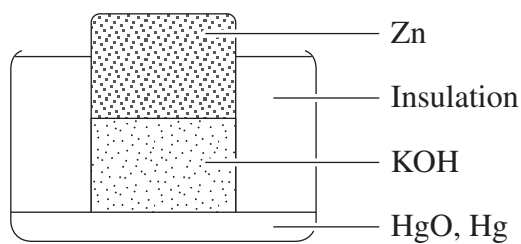


Question 27 (2 marks)

The diagram shows a particular cell with relevant half equations.

2



Identify the anode, cathode and electrolyte for this cell.

.....

.....

.....

.....